



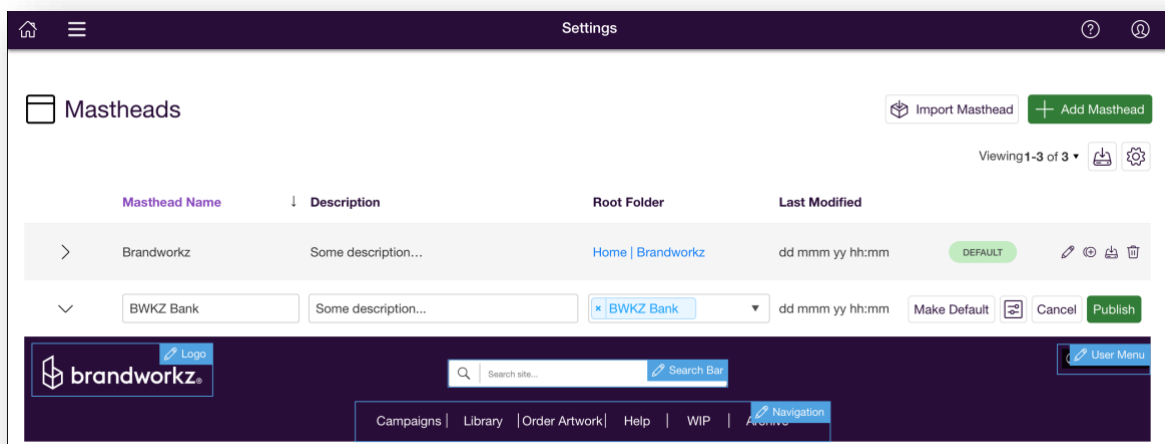
Brandworkz 8.5 Release Notes

Mastheads

The system masthead is a key part of your Brandworkz site. It's where your logo and featured navigation sit along with the user menu. In Brandworkz 8.5, it is easier than ever for system administrators to configure the masthead and manage the featured navigation as well as having more control over the look and feel via the new interactive mastheads settings area.

As well as having more control over the look and feel of the masthead, you can now configure and use multiple mastheads. This means if you have a multi-brand site you can configure a masthead for each brand, or you may simply want a different look and feel for a particular area of the site.

If your Brandworkz site does not have full-width mastheads and you would like them enabled, please speak to your account manager.

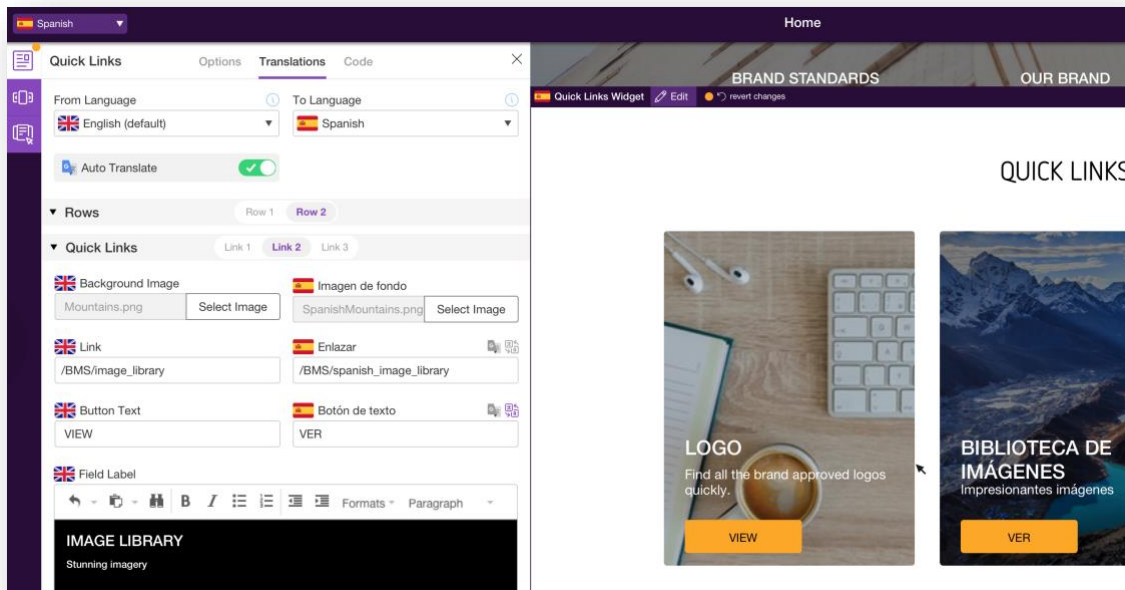


Multi-Lingual Widget Editor

Multi-Lingual functionality has now been added to the new widgets released as part of Brandworkz 8.5. You can now enter text for any language enabled on your site. Additionally, you can open the edit panel to see side-by-side language translations and or use Google Translate directly in the widget.¹

If you would like to add new CMS widgets to your Brandworkz site, please speak to your account manager.

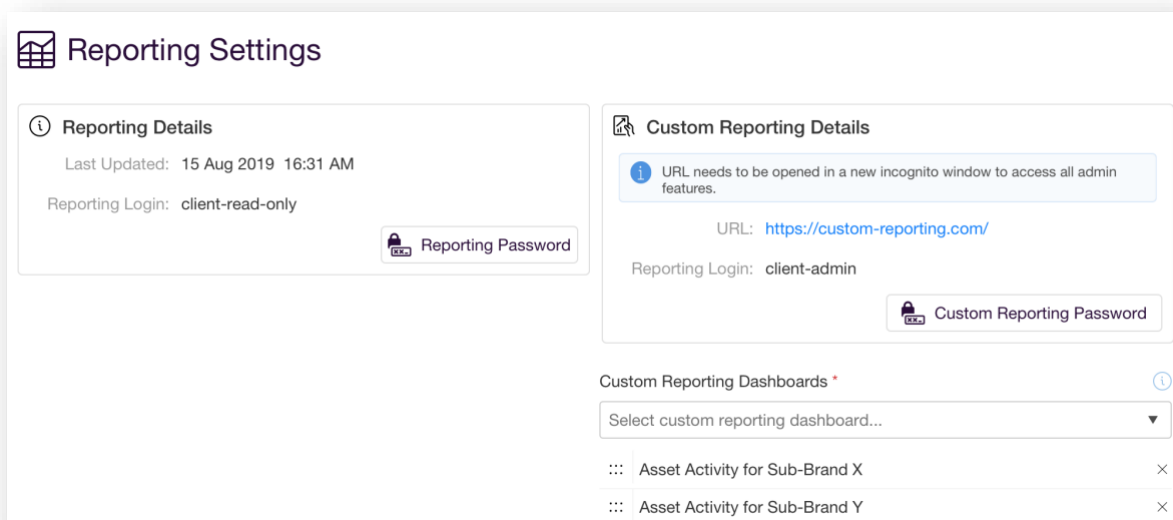
¹ Available to all multi-lingual clients. To enable multi-lingual on your site please contact your Brandworkz account manager for a quote as additional SaaS and service charges apply.



Reporting Additions

Custom Reporting Dashboards

Our client service team are often asked by clients if a particular set of reports can be set up on their site. As each client has different needs, we have introduced Custom Reporting Dashboards. So, with some training from our Client Service team, you will be able to set up your very own custom dashboards tailored to your requirements.²



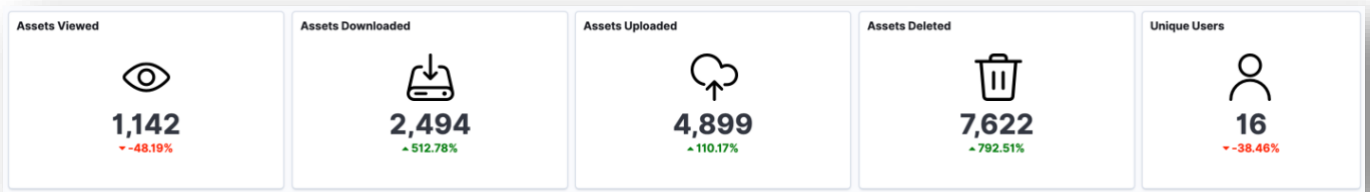
² Available to all custom reporting clients. To enable custom reporting on your site please contact your Brandworkz account manager for a quote as additional SaaS and training charges apply.

Compare Time Periods

As well as being able to set up dashboards that fit your way of reporting, we have also introduced a new visualisation for comparing intervals.

The intervals visualisations provide more context to the results by highlighting if there was an increase or decrease when comparing two periods. The comparison periods are entirely configurable. For example, you can compare the asset downloads today vs yesterday or this week vs last week or anything that makes sense to your business from a reporting perspective.

Clients utilising the custom reporting dashboards will also be able to apply their brand iconography to this visualisation, creating a more branded reporting experience.

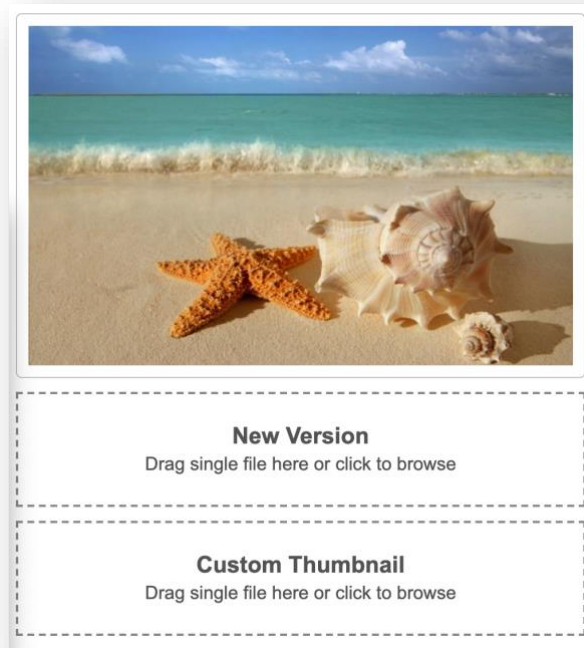


Other Improvements

- Improved editing controls for setting border-radius and margin styles in the masthead.



- Drag-and-drop upload for new asset versions and custom thumbnails from the asset edit screen as well as ability to upload new versions of multi-gigabyte sizes (note that if you are on Internet Explorer then you need to click to upload new version/thumbnaill as drag-and-drop is not available)



Security Fixes

This release contains several security fixes. We are highlighting one of them as this may affect users uploading files.

In line with modern security best practice, we have changed our file-format uploading policy from a blacklist, i.e. certain filetypes are banned, to a whitelist, i.e. you can only upload filetypes that are on our whitelist. This can be compared to changing to a "guilty until proven innocent" philosophy as opposed to the other way around. When it comes to filetypes there are new filetypes/suffixes introduced all the time, some of which may be malicious, so this is the best way to keep your site safe.

Our whitelist contains around 500 files, you can limit this down further as a sysadmin by going to Preferences and looking for the "Extensions to disallow for upload" field. Here you will find a dropdown of all files currently allowed to be uploaded. If there is a file type in the list, you do not want users to upload you simply select it from the dropdown.

As a precaution, we have already blacklisted some filetypes which could potentially be malicious such as HTM, JS and XML files, but if you need to be able to upload these then you can remove those from that preference field.

We have taken great care to include all file formats which all our clients have ever uploaded on our whitelist. If you find that a particular (exotic) filetype will not upload, then contact support and we will review it and add it if it's classed as a safe file type.

In a similar vein, for security best practice files uploaded also need to have exactly one dot, i.e.

- OK: logo.jpg
- Not OK: logo.jpg.exe or my.logo.jpgs
- Not OK: logo