



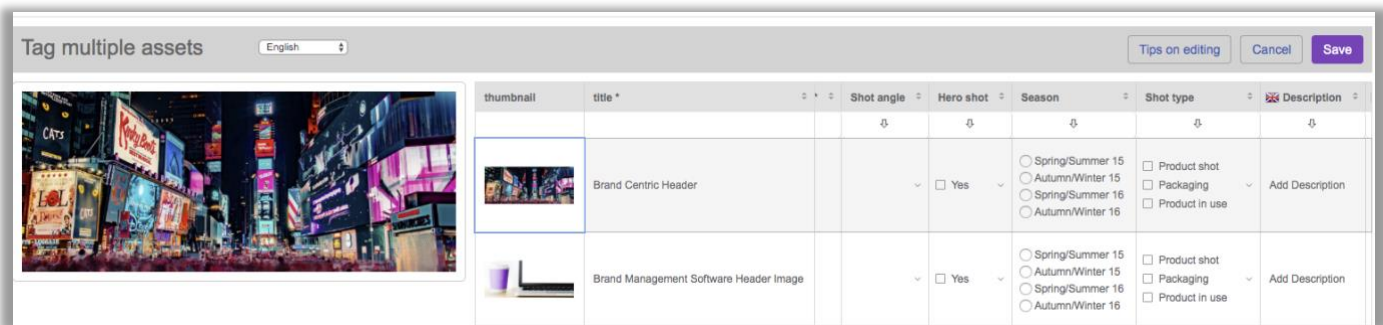
Brandworkz 8.5.1 Release Notes

Prompted metadata tagging

Everybody knows the importance of tagging assets in your Brand Management System. Correct metadata tagging allows everyone to find what they're looking for, easily and quickly. When assets are not tagged, they can get lost within the system and not used.

In Brandworkz 8.5.1 we have made it a little bit easier for the admin to ensure that every asset is tagged accordingly. Once an asset has been uploaded, the new tagging screen will automatically open with all the assets you just uploaded ready to be tagged. If for whatever reason, you do not want to apply metadata tags to an asset, you can simply click 'Cancel' to close the prompt and skip the tagging step.

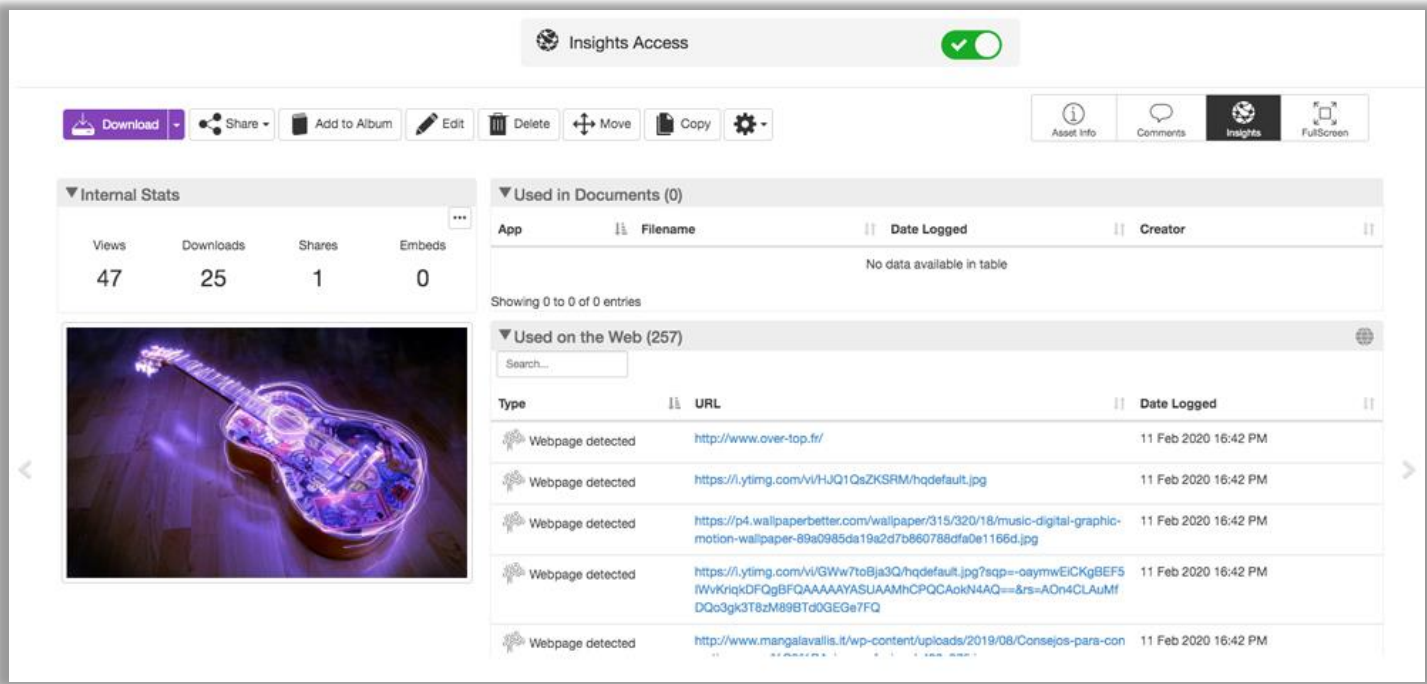
Please note: Users need to have both upload and tagging permission for the tagging screen to open.



Insights role

Since their introduction, Insights have become one of the most loved features in Brandworkz. So much so, that many clients have asked for the Insights tab to be available to users other than System Administrators.

In Brandworkz 8.5.1 you will notice a new option on the user set-up page whereby you can give an individual user Brandworkz Insights access. The Insights role works best in conjunction with the Reports role but can be used by itself. We have also added the Insights tab to the search full-screen assets pop up making it easier to access.



Web-to-Publish Save As

If you are making multiple copies from one artwork you will be delighted to hear that Brandworkz 8.5.1 sees the debut of the new “Save As” button in the Web-to-Publish artwork editor.

So, for example, if you are making numerous versions of an artwork with small changes on each, you can hit the ‘Save As’ button after each edit to create a new version. The “Save As” button will be available for previously created artworks and ones you are still working on after your first save. No need to start from scratch each time!

Please note: If the artwork is part of a workflow the “Save As” button will not appear until the artwork has been approved.



Code Preview Widget improvements

The Code Preview Widget that was introduced in Brandworkz 8.4 has had an upgrade. The Code Preview Widget allows you to present interactive examples of your web UI/UX brand guidelines by storing HTML, CSS and/or JS code. These elements can be shared and used in multiple places, improving consistency and saving you time.

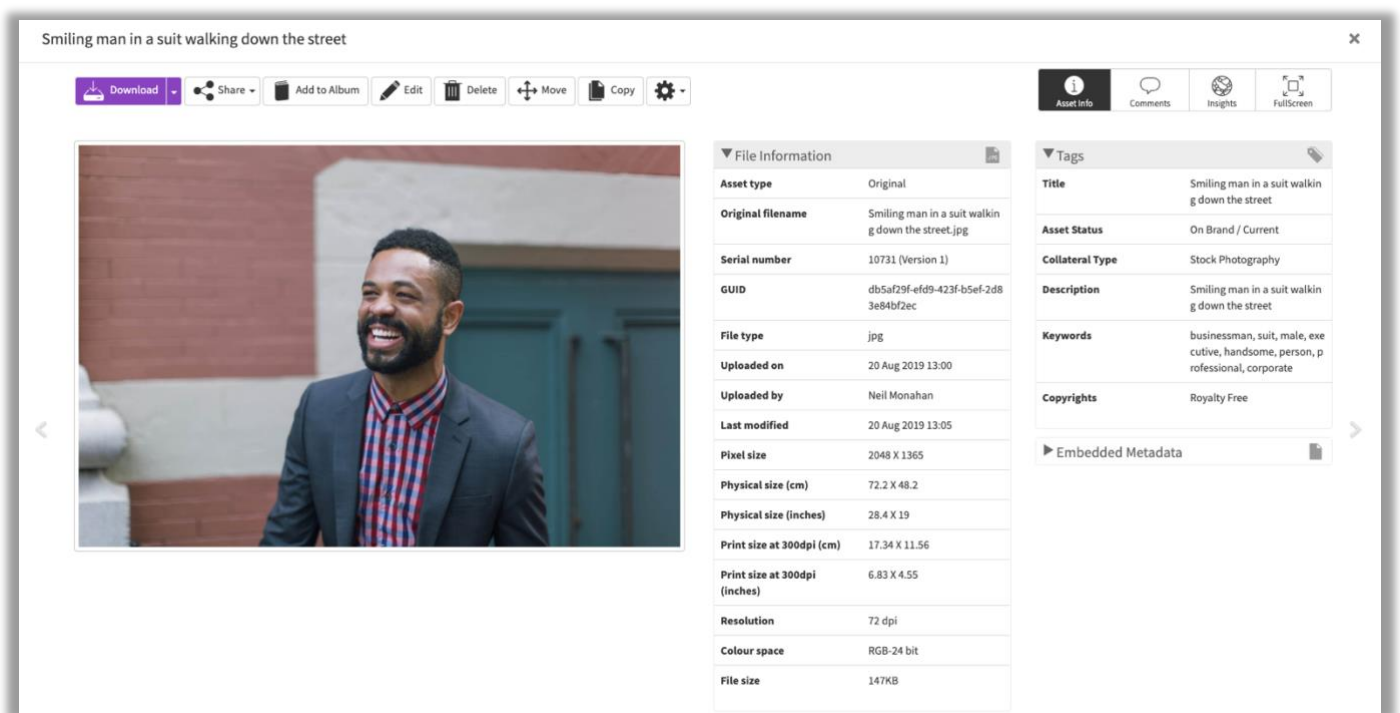
In Brandworkz 8.5.1 you can now edit the Code Preview Widget inline. You can easily edit the content within the same page and see any changes that you make 'live' in the preview before saving.

Please note: If you would like the Code Preview Widget activated on your Brandworkz instance please get in contact with your Account Manager to discuss.

Quick Downloads

Many Brandworkz clients use the powerful image transcoding technology within Brandworkz to transform their assets into various formats using Download Wizards. However, sometimes you just want to download an asset in its original format as quickly as possible. Brandworkz has you covered!

8.5.1 introduces a new, super convenient single-click download button for the original file which is available for all asset types and all users with 'Download Original' permissions.



The screenshot displays the Brandworkz interface for a specific asset. At the top, the title "Smiling man in a suit walking down the street" is shown. Below the title is a toolbar with icons for Download, Share, Add to Album, Edit, Delete, Move, Copy, and Settings. The main content area is divided into three sections: a large image preview of a smiling man in a suit, a "File Information" table, and a "Tags" table. The "File Information" table lists details such as Asset type (Original), Original filename, Serial number, GUID, File type (jpg), and various size and resolution metrics. The "Tags" table lists metadata including Title, Asset Status, Collateral Type, Description, Keywords, and Copyrights.

File Information	
Asset type	Original
Original filename	Smiling man in a suit walking down the street.jpg
Serial number	10731 (Version 1)
GUID	db5af29f-efd9-423f-b5ef-2d83e84bf2ec
File type	jpg
Uploaded on	20 Aug 2019 13:00
Uploaded by	Neil Monahan
Last modified	20 Aug 2019 13:05
Pixel size	2048 X 1365
Physical size (cm)	72.2 X 48.2
Physical size (inches)	28.4 X 19
Print size at 300dpi (cm)	17.34 X 11.56
Print size at 300dpi (inches)	6.83 X 4.55
Resolution	72 dpi
Colour space	RGB-24 bit
File size	147KB

Tags	
Title	Smiling man in a suit walking down the street
Asset Status	On Brand / Current
Collateral Type	Stock Photography
Description	Smiling man in a suit walking down the street
Keywords	businessman, suit, male, executive, handsome, person, professional, corporate
Copyrights	Royalty Free

ISO 27001 certification

We are delighted to announce that Brandworkz has achieved full ISO 27001:2013 Information Security Management certification in all of the standard's 114 controls, following a successful external, UKAS accredited audit. ISO 27001 is the globally recognised standard for information security management. The rigorous accreditation process involves inviting independent external auditors to review the Information Security Management System (ISMS) Brandworkz has in place.

Security improvements

As every online platform should, we take security very seriously. We have retained the services of an external cybersecurity team ([Dionach](#)) who are conducting regular thorough penetration testing of all Brandworkz features and functionality. This collaboration is already helping us to identify and resolve security issues quicker and more efficiently.